

Section 2.2: The Limit of a Function

A limit is way to discuss how the values of a function(y-values) are behaving when x gets close to the number a . There are three forms to the limit.

$$\lim_{x \rightarrow a^-} f(x)$$

left

$$\lim_{x \rightarrow a^+} f(x)$$

Right.

$$\lim_{x \rightarrow a} f(x)$$

Two direction limit



We write $\lim_{x \rightarrow a^-} f(x) = L$ and say "the limit of $f(x)$ as x approaches a from the left, equals L "

$$\lim_{x \rightarrow a} f(x) = L \quad \text{if and only if}$$

$$\lim_{x \rightarrow a^-} f(x) = L \quad \text{and} \quad \lim_{x \rightarrow a^+} f(x) = L$$

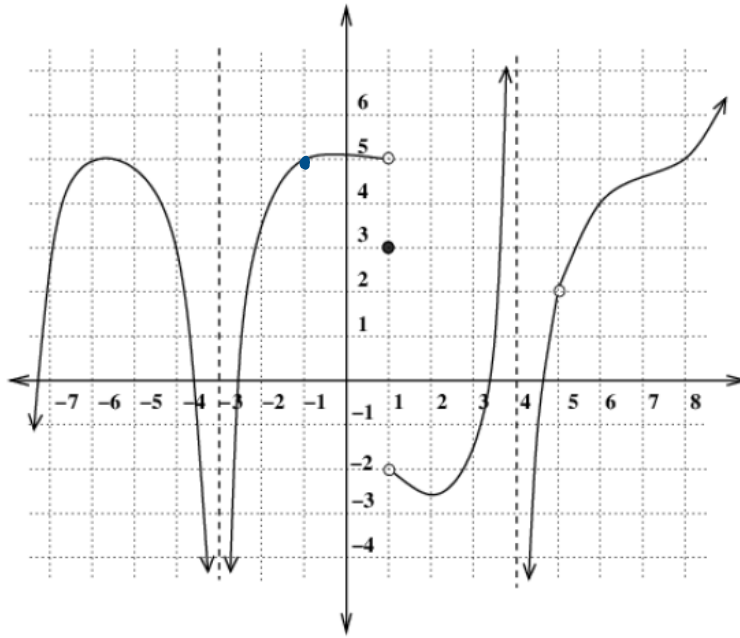
Evaluating Limits Graphically

Example: Use the graph to answer the following questions.

$$\lim_{x \rightarrow -1^-} f(x) = 5$$

$$\lim_{x \rightarrow -1^+} f(x) = 5$$

$$\lim_{x \rightarrow -1} f(x) = 5$$

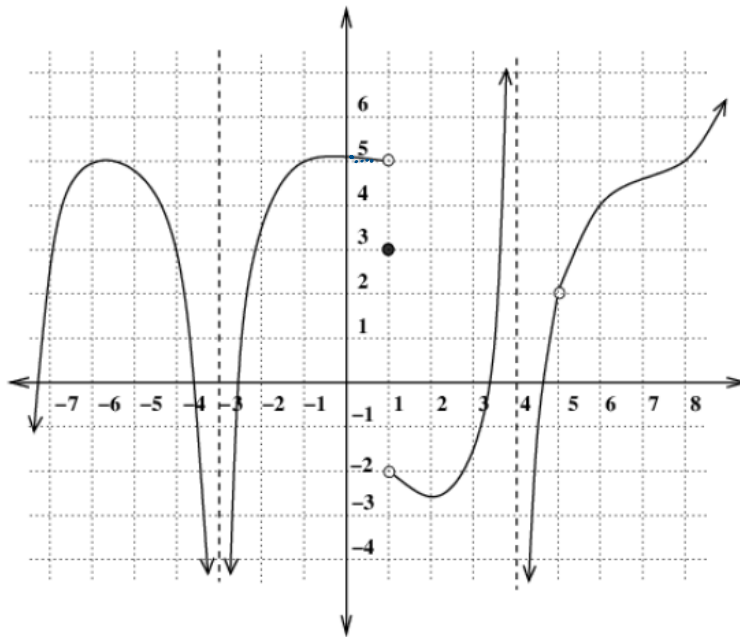


$$\lim_{x \rightarrow -1^-} f(x) = 5$$

$$\lim_{x \rightarrow -1^+} f(x) = -2$$

$$\lim_{x \rightarrow 1} f(x) = \text{DNE}$$

$$f(1) = 3$$

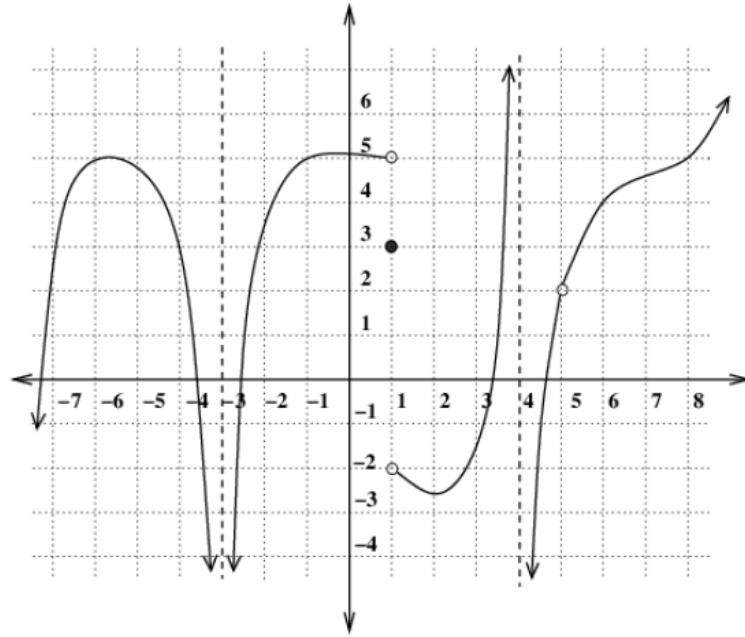


$$\lim_{x \rightarrow 5^-} f(x) = 2$$

$$\lim_{x \rightarrow 5^+} f(x) = 2$$

$$\lim_{x \rightarrow 5} f(x) = 2$$

$$f(5) = \text{DNE}$$



Example: Use the graph to answer the following questions.

$$\lim_{x \rightarrow -3^-} f(x) = -\infty$$

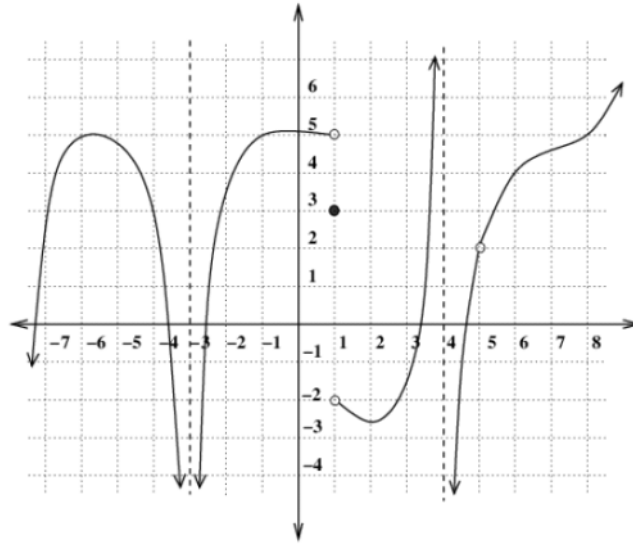
$$\lim_{x \rightarrow -3^+} f(x) = -\infty$$

$$\lim_{x \rightarrow 3} f(x) = -\infty$$

$$\lim_{x \rightarrow 4^-} f(x) = +\infty$$

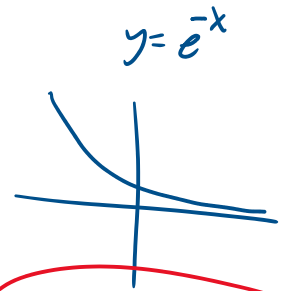
$$\lim_{x \rightarrow 4^+} f(x) = -\infty$$

$$\lim_{x \rightarrow 4} f(x) = \text{DNE}$$



$$\lim_{x \rightarrow \infty} f(x) = +\infty$$

$$\lim_{x \rightarrow -\infty} f(x) = -\infty$$



$x = -3$ and $x = 4$
are vertical asymptotes

end behavior of the function

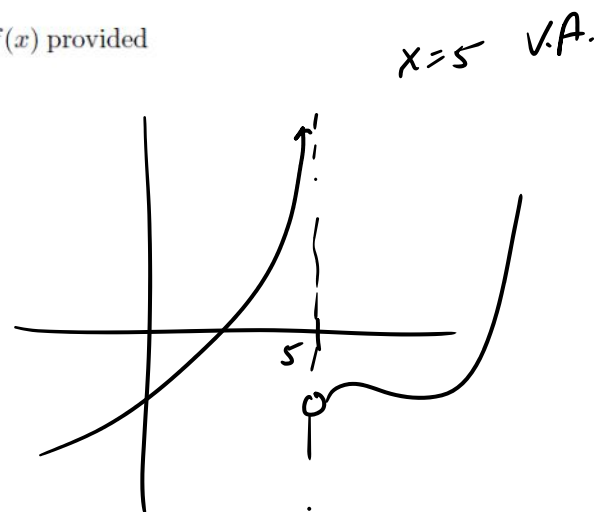
Definition: $x = a$ is said to be a **vertical asymptote** of the function $f(x)$ provided that at least one of the following statements is true:

$$\lim_{x \rightarrow a^-} f(x) = \infty$$

$$\lim_{x \rightarrow a^+} f(x) = \infty$$

$$\lim_{x \rightarrow a^-} f(x) = -\infty$$

$$\lim_{x \rightarrow a^+} f(x) = -\infty$$



Evaluating Limits with Tables

Example: Compute the limit.

$$\lim_{x \rightarrow 0} \frac{\sqrt{x^2 + 16} - 4}{x^2} = .125$$

x	f(x)
1	0.1231056
0.5	0.124515
0.1	0.1249804
0.05	0.1249951
0.001	0.1249998



$$\lim_{x \rightarrow 0^+} f(x) = .125$$

x	f(x)
-1	0.1231056
-0.5	0.124515
-0.1	0.1249804
-0.05	0.1249951
-0.001	0.1249998




$$\lim_{x \rightarrow 0^-} f(x) = .125$$

Example: Compute the limit.

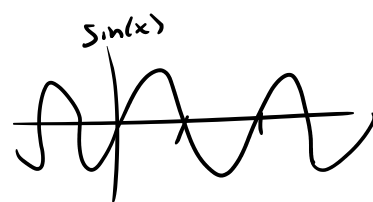
$$\lim_{x \rightarrow 0} \sin\left(\frac{\pi}{x}\right) = \text{DNE}$$

x	$f(x)$
1	0
$\frac{1}{2}$	0
$\frac{1}{3}$	0
$\frac{1}{4}$	0

Correct
values
But
Wrong Expression



$$\sin \frac{\pi}{\frac{1}{2}} = \sin(2\pi)$$



Example: Evaluate these limits.

$$A) \lim_{x \rightarrow 4^+} \frac{1}{x-4} = +\infty$$

$$f(x) = \frac{1}{x-4}$$

x	f(x)
4.1	10
4.01	100
4.001	1000
4.0001	10000

$$\frac{1}{.1} = \frac{10}{1}$$

$$\frac{1}{.01} = \frac{100}{1}$$

$$B) \lim_{x \rightarrow 0} \frac{1}{x^2} = +\infty$$

$x=4$ not
in the
domain.

$$C) \lim_{x \rightarrow 0} \frac{1}{x^3} = \text{DNE}$$

$$\lim_{x \rightarrow 0^+} \frac{1}{x^3} = +\infty$$

$$\lim_{x \rightarrow 0^-} \frac{1}{x^3} = -\infty$$